

MARQUIS

COLLECTION

Inspiration, design & more



www.marquis-collection.com

Presentation & more

PRESENTATION

MARQUIS COLLECTION is a Spanish brand specialising in the manufacture of porcelain floor and wall tiles.

Our company infrastructure is backed by a business group with an experienced history in the ceramics industry. The know-how accumulated from their century-long trajectory, coupled with our productive and logistic facilities (with a surface area of over 160,000m², equipped with the latest ceramic technology), our use of raw materials from leading suppliers at an international level, and, above all, the professionalism of our entire staff, enables us to offer ceramic and porcelain products with a guarantee of high quality.

To this end, our company is ISO 9001 certified, assuring our compliance with strict quality management requirements.



Mission Vision Values & more

MISSION / VISION / VALUES

MISSION

To offer a full range of aesthetic ceramic products, made in Spain using state-of-the-art technology.

VISION

To consolidate our brand as a reference point in the sector through decorative solutions which contribute added value to all types of interior and exterior projects.

VALUES

Quality

We are committed to continuous improvement. Aspiring to achieve the highest degree of quality allows us to increase our efficiency and productivity every day.

Commitment

We are fully committed to professionalism and excellence in all phases of our work.

Honesty

With our employees, clients and external collaborators, always maintaining a positive attitude.

Proximity

As a company, we wish to provide the best service to our customers through respect and active listening. Maximum customer orientation.

Collaboration

With the members of our team, with our clients and with our collaborators, promoting integrity and mutual trust. We're passionate about teamwork!

Responsibility

We want to contribute to a better world, which is why we make a responsible contribution towards our immediate environment, society in general and sustainability.

Sustainability & more

SUSTAINABILITY

Our commitment to sustainability is based on two main areas: the efficient use of energy resources and the treatment, reduction and recycling of waste.

We have two facilities for thermal oil waste heat recovery: one which uses heat from exhaust gases for cogeneration, and the other which uses the residual heat from the plant's baking ovens.

In addition to this, we control particulate matter emissions through dry-air suction filters, which are monitored online to verify their correct operation, and combustion emissions, which are audited and verified by the competent authority.

On the other hand, all our waste is classified, stored and delivered to authorised handlers who certify its correct treatment.

We also make efficient use of water throughout the production process, and we use a packaging system which minimises the use of materials and the production of waste.

We hold certification in Environmental Management Systems with SGS according to the international standard ISO 14001:2015.



MARQUIS
COLLECTION
EXCLUSIVE

MARQUIS COLLECTION presents its EXCLUSIVE collection. In it are hidden the luxury must-have to dress your homes.

Without losing its original essence, this selection of avant-garde-inspired collections, with premium finishes and formats, is a clear exponent of the refinement and elegance that distinguish each and every one of the pieces that carry its label.

Discover what's new in MARQUIS COLLECTION EXCLUSIVE to fill your living spaces.

CONTENTS


8	LUNA <i>Stone Porcelain Tiles</i>
10	LAGOM <i>Stone Porcelain Tiles</i>
16	PAROS <i>Marble Porcelain Tiles</i>
18	MILOS <i>Marble Porcelain Tiles</i>
20	IBIZA BLACK & WHITE <i>Marble Porcelain Tiles</i>
22	STAR TILE <i>Hydraulic Porcelain Tiles</i>



LUNA CREAM
32x62,5 cm / 12,6" x 24,6"



LUNA GREY
32x62,5 cm / 12,6" x 24,6"



LUNA DARK
32x62,5 cm / 12,6" x 24,6"



LUNA
GREY
32x62,5 cm
12,6" x 24,6"



LUNA DARK 32x62,5 cm / 12,6" x 24,6"



LUNA CREAM
32x62,5 cm / 12,6" x 24,6"

Luna

Stone

Porcelain Tiles

32x62,5 cm

The Italian essence of terrazzo returns to the forefront of decorative trends with this collection, which reproduces a material composed of small-grained marble chips highlighted with digital material and mixed with cement and ground marble.

The tones are two neutrals (grey and cream), suitable for recreating soft and discreet atmospheres, and an intense black that gives an elegant rotundity to the space.

www.marquis-collection.com



FROST-PROOF



MATTE



MODERATE
VARIATION

LUNA
GREY
32x62,5 cm
12,6" x 24,6"

GRAPHIC DEVELOPMENT

32x62,5 / 20 patterns

TECHNICAL DATA		LUNA CREAM	LUNA GREY	LUNA DARK
BENDING ISO-10545-4		≥ 35	≥ 35	≥ 35
HARDNESS MOHS/EN-101		7	7	7
ABRASION-PEI ISO-10545-7		IV	IV	II
CRAZING ISO-10545-11		PASS	PASS	PASS
CHEMICAL ATTACK RESISTANCE (ISO-10545-13)	STAINS	5	5	5
	CLEANING AGENTS	A	A	A
	POOL ADDITIVES	A	A	A
	ACIDS/BASES	LA/HA	LA/HA	LA/HA
FROST RESISTANCE ISO-10545-12		PASS	PASS	PASS
SLIP RESISTANCE DIN 51130-R		R-9	R-9	R-9
SLIP RESISTANCE UNE-ENV 12633		C1	C1	C1
GROUP		D+	D+	B

PACKING LIST	LUNA
SIZE	32x62,5 cm
PCS / BOX	5
SQM / BOX	1
BOX / PAL	48
SQM / PAL	48
KG / BOX	19,9
KG / SQM	19,9
KG / PAL	955

Lagom

Stone

Porcelain Tiles

60x120 cm / 60x60 cm / 32x62,5 cm

Lagom collection is in line with modern trends where nature has a prominent influence. Inspired by a type of slate common to the northern coast of Norway and re-interpreted in a ceramic version, Lagom is presented as a compact, cement-like stone with thin layers that simulate a realistic 3D effect. Taking this fossil rock with its foliated structure as a reference, Lagom Collection is composed of a monochromatic base with a palette based on two intensities of grey (Dark and Grey) together with a beige tone (Almond) and a lighter one (Pearl).

Lagom bases are complemented by a decorative relief composed of a succession of concave channels that generate a striated and architectural surface that breaks up the homogeneity of the stone without altering its natural appearance, creating an effect of great beauty. A proposal with a high aesthetic value that preserves the charm of the original stone material but with the ease of use of porcelain stoneware, thus making it possible to design new landscapes in interior projects that increasingly blend in with the charm of nature outside.

www.marquis-collection.com



FROST-PROOF



MATTE



SLIGHT
VARIATION

GRAPHIC DEVELOPMENT

60x120 / 12 patterns	60x60 / 20 patterns	32x62,5 / 20 patterns	DECO 32x62,5 / 10 patterns
----------------------	---------------------	-----------------------	----------------------------

TECHNICAL DATA		LAGOM PEARL	LAGOM DECO PEARL	LAGOM ALMOND	LAGOM DECO ALMOND	LAGOM GREY	LAGOM DECO GREY	LAGOM DARK
BENDING ISO-10545-4		≥ 35	≥ 35	≥ 35	≥ 35	≥ 35	≥ 35	≥ 35
HARDNESS MOHS/EN-101		7	7	7	7	7	7	7
ABRASION-PEI ISO-10545-7		IV	-	IV	-	IV	-	II
CRAZING ISO-10545-11		PASS	PASS	PASS	PASS	PASS	PASS	PASS
CHEMICAL ATTACK RESISTANCE (ISO-10545-13)	STAINS	5	5	5	5	5	5	5
	CLEANING AGENTS	A	A	A	A	A	A	A
	POOL ADDITIVES	A	A	A	A	A	A	A
	ACIDS/BASES	LA/HA	LA/HA	LA/HA	LA/HA	LA/HA	LA/HA	LA/HA
FROST RESISTANCE ISO-10545-12		PASS	PASS	PASS	PASS	PASS	PASS	PASS
SLIP RESISTANCE DIN 51130-R		R-10	-	R-10	-	R-10	-	R-10
SLIP RESISTANCE UNE-ENV 12633		C1	-	C1	-	C1	-	C1
GROUP		D+	W	D+	W	D+	W	C

PACKING LIST	LAGOM	LAGOM	LAGOM
SIZE	32x62,5 cm	60x60 cm	120x60 cm
PCS / BOX	5	3	2
SQM / BOX	1	1,08	1,44
BOX / PAL	48	40	30
SQM / PAL	48	43,2	43,2
KG / BOX	19,90	22,0	32,4
KG / SQM	19,90	20,4	22,5
KG / PAL	955	881	972




LAGOM PEARL
60x120 cm / 23,6" x 47,3"



LAGOM PEARL
60x120 cm / 23,6" x 47,3"



LAGOM ALMOND
60x120 cm / 23,6" x 47,3"



LAGOM GREY
60x120 cm / 23,6" x 47,3"



LAGOM DARK
60x120 cm / 23,6" x 47,3"

Lagom

Stone

Porcelain Tiles

60x120 cm / 60x60 cm / 32x62,5 cm



LAGOM DARK
60x120 cm / 23,6" x 47,3"




LAGOM ALMOND
32x62,5 cm / 12,6" x 24,6"
LAGOM DECO ALMOND
32x62,5 cm / 12,6" x 24,6"
LAGOM ALMOND
60x60 cm / 23,6" x 23,6"



LAGOM PEARL
60x60 cm / 23,6" x 23,6"



LAGOM ALMOND
60x60 cm / 23,6" x 23,6"



LAGOM GREY
60x60 cm / 23,6" x 23,6"



LAGOM DARK
60x60 cm / 23,6" x 23,6"

Lagom

Stone

Porcelain Tiles


60x120 cm / 60x60 cm / 32x62,5 cm



LAGOM DECO ALMOND
32x62,5 cm / 12,6" x 24,6"
LAGOM ALMOND
60x60 cm / 23,6" x 23,6"




LAGOM DECO GREY
32x62,5 cm / 12,6" x 24,6"
LAGOM GREY
60x120 cm / 23,6" x 47,3"



LAGOM PEARL
32x62,5 cm / 12,6" x 24,6"



LAGOM DECO PEARL
32x62,5 cm / 12,6" x 24,6"



LAGOM GREY
32x62,5 cm / 12,6" x 24,6"



LAGOM DECO GREY
32x62,5 cm / 12,6" x 24,6"



LAGOM ALMOND
32x62,5 cm / 12,6" x 24,6"



LAGOM DECO ALMOND
32x62,5 cm / 12,6" x 24,6"



PAROS
60x120 cm / 23,6" x 47,3"



PAROS 60x120 cm / 23,6" x 47,3"



MARQUIS
COLLECTION
EXCLUSIVE

PAROS
60x120 cm / 23,6" x 47,3"

Paros

Marble

Porcelain Tiles

60x120 cm

Classic aesthetic collection based on a marble originating in the Apuan Alps, in Italy. The white base of Paros is perfectly combined with elegant veins in shades of grey and gold that serve to give an elegant and timeless touch to any space.

Great graphic variety that creates elegant surfaces where the golden details of the veins stand out, enhanced with digital material.

www.marquis-collection.com



FROST-PROOF



MATTE



MODERATE
VARIATION

PAROS
60x120 cm
23,6" x 47,3"

GRAPHIC DEVELOPMENT

60x120 / 12 patterns

TECHNICAL DATA

		PAROS
BENDING ISO-10545-4		≥ 35
HARDNESS MOHS/EN-101		5
ABRASION-PEI ISO-10545-7		IV
CRAZING ISO-10545-11		PASS
CHEMICAL ATTACK RESISTANCE (ISO-10545-13)	STAINS	5
	CLEANING AGENTS	A
	POOL ADDITIVES	A
	ACIDS/BASES	LA/HA
FROST RESISTANCE ISO-10545-12		PASS
SLIP RESISTANCE DIN 51130-R		R-9
SLIP RESISTANCE UNE-ENV 12633		C1
GROUP		B

PACKING LIST

	PAROS
SIZE	60x120 cm
PCS / BOX	2
SQM / BOX	1,44
BOX / PAL	30
SQM / PAL	43,2
KG / BOX	32,4
KG / SQM	22,5
KG / PAL	972

Milos

Marble

Porcelain Tiles

32x62,5 cm

Milos is a marble-style porcelain tile with a background of extraordinary whiteness. Due to the subtle presence of delicate veins, Milos reproduces marble surfaces of superior quality. In addition, they appear in a peculiar warm tone that emphasises their high aesthetic qualities, representing purity and calmness.

This white marble concept is used by architects in order to bring spaciousness and luminosity to rooms. Other qualities of Milos are its timelessness and ease of combination with other materials. It goes well with neutral tones (creams, blacks or greys), while in combination with other more intense colours it allows to soften environments.

Unforgettable emotions for the spaces created with the Milos collection, synonymous with light, elegance and majesty.

www.marquis-collection.com



GRAPHIC DEVELOPMENT

32x62,5 / 14 patterns	DECO 32x62,5 / 14 patterns
-----------------------	----------------------------

TECHNICAL DATA		MILOS WHITE	MILOS DECO WHITE
BENDING ISO-10545-4		≥ 35	≥ 35
HARDNESS MOHS/EN-101		5	5
ABRASION-PEI ISO-10545-7		IV	-
CRAZING ISO-10545-11		PASS	PASS
CHEMICAL ATTACK RESISTANCE (ISO-10545-13)	STAINS	5	5
	CLEANING AGENTS	A	A
	POOL ADDITIVES	A	A
	ACIDS/BASES	LA/HA	LA/HA
FROST RESISTANCE ISO-10545-12		PASS	PASS
SLIP RESISTANCE DIN 51130-R		R-9	-
SLIP RESISTANCE UNE-ENV 12633		C1	-
GROUP		D	W

PACKING LIST	MILOS / MILOS DECO
SIZE	32x62,5 cm
PCS / BOX	5
SQM / BOX	1
BOX / PAL	48
SQM / PAL	48
KG / BOX	19,9
KG / SQM	19,9
KG / PAL	955



MILOS DECO WHITE 32x62,5 cm / 12,6" x 24,6"
MILOS WHITE 32x62,5 cm / 12,6" x 24,6"



MILOS WHITE
32x62,5 cm / 12,6" x 24,6"



MILOS DECO WHITE
32x62,5 cm / 12,6" x 24,6"



MILOS WHITE
32x62,5 cm / 12,6" x 24,6"




IBIZA BLACK
32x62,5 cm / 12,6"x 24,6"



IBIZA BLACK
60x60 cm / 23,6"x 23,6"



216551IW IBIZA WHITE
32x62,5 cm / 12,6"x 24,6"



IBIZA DECO WHITE
32x62,5 cm / 12,6"x 24,6"



IBIZA WHITE
60x60 cm / 23,6"x 23,6"



IBIZA DECO WHITE 32x62,5 cm / 12,6"x 24,6"



IBIZA WHITE
60x60 cm / 23,6"x 23,6"

Ibiza B&W

Marble

Porcelain Tiles

32x62,5 / 60x60 cm

The classic, elegant and minimalist style of black & white marble is reinvented as a decorative trend with this collection, which stands out for the neutrality and purity of their backgrounds and the fine details of their veins.

The beauty of these marbles, with an outstanding timeless aesthetic, and the high technical performance of the porcelain material, make it a highly appreciated product by architects and interior designers all over the world.

www.marquis-collection.com



FROST-PROOF



MATTE



SLIGHT VARIATION

IBIZA BLACK
32x62,5 cm
12,6"x 24,6"

IBIZA WHITE
32x62,5 cm
12,6"x 24,6"

GRAPHIC DEVELOPMENT

60x60 / 12 patterns	32x62,5 WHITE 18 patterns	32x62,5 BLACK 11 patterns	32x62,5 DECO WHITE 18 patterns
---------------------	------------------------------	------------------------------	-----------------------------------

TECHNICAL DATA		IBIZA WHITE	IBIZA DECO WHITE	IBIZA BLACK
BENDING ISO-10545-4		≥ 35	≥ 35	≥ 35
HARDNESS MOHS/EN-101		6	6	6
ABRASION-PEI ISO-10545-7		IV	-	II
CRAZING ISO-10545-11		PASS	PASS	PASS
CHEMICAL ATTACK RESISTANCE (ISO-10545-13)	STAINS	5	5	5
	CLEANING AGENTS	A	A	A
	POOL ADDITIVES	A	A	A
	ACIDS/BASES	LA/HA	LA/HA	LA/HA
FROST RESISTANCE ISO-10545-12		PASS	PASS	PASS
SLIP RESISTANCE DIN 51130-R		R-9	-	R-9
SLIP RESISTANCE UNE-ENV 12633		C1	-	C1
GROUP		B	W	B

PACKING LIST	IBIZA / IBIZA DECO	IBIZA
SIZE	32x62,5 cm	60x60 cm
PCS / BOX	5	3
SQM / BOX	1	1,08
BOX / PAL	48	40
SQM / PAL	48	43,2
KG / BOX	19,9	22,0
KG / SQM	19,9	20,4
KG / PAL	955	881



STAR TILE BLACK
33,15x33,15 cm
13,1"x 13,1"



STAR TILE PINK
33,15x33,15 cm
13,1"x 13,1"



STAR TILE GREY
33,15x33,15 cm
13,1"x 13,1"



STAR TILE BLUE
33,15x33,15 cm
13,1"x 13,1"

MARQUIS
COLLECTION
EXCLUSIVE

Star Tile

Hydraulic

Porcelain Tiles

33,15x33,15 cm

Star Tile is a collection of porcelain tiles in a hydraulic style with a classic geometric design that evokes the beauty of a starry night sky. Stars formed by eight diamonds alternate as a repeating motif with smaller eight-pointed stars, all in luminous white on black, pink, grey and cobalt blue backgrounds. This starry pattern creates very relaxing atmospheres and stands out with a beautiful contrast against the intensity of the backgrounds.

www.marquis-collection.com



FROST-PROOF



MATTE

STAR TILE
BLUE
33,15x33,15 cm
13,1"x 13,1"

GRAPHIC DEVELOPMENT

33,15x33,15 / 1 pattern

TECHNICAL DATA		STAR TILE BLACK	STAR TILE PINK	STAR TILE GREY	STAR TILE BLUE
BENDING ISO-10545-4		≥ 35	≥ 35	≥ 35	≥ 35
HARDNESS MOHS/EN-101		5	5	5	5
ABRASION-PEI ISO-10545-7		II	IV	II	II
CRAZING ISO-10545-11		PASS	PASS	PASS	PASS
CHEMICAL ATTACK RESISTANCE (ISO-10545-13)	STAINS	5	5	5	5
	CLEANING AGENTS	A	A	A	A
	POOL ADDITIVES	A	A	A	A
	ACIDS/BASES	LA/HA	LA/HA	LA/HA	LA/HA
FROST RESISTANCE ISO-10545-12		PASS	PASS	PASS	PASS
SLIP RESISTANCE DIN 51130-R		R-9	R-9	R-9	R-9
SLIP RESISTANCE UNE-ENV 12633		C1	C1	C1	C1
GROUP		B	D	B	B

PACKING LIST	STAR TILE
SIZE	33,15x33,15 cm
PCS / BOX	12
SQM / BOX	1,32
BOX / PAL	48
SQM / PAL	63,36
KG / BOX	21,3
KG / SQM	16,1
KG / PAL	1020

STAR TILE PINK
33,15x33,15 cm / 13,1"x 13,1"

MARQUIS COLLECTION

MARQUIS COLLECTION remains true to its origins with a range of quality basics.

Trendy and infallible collections that have always been and always will be. Quality products, with carefully studied and sought-after designs, timeless graphic designs that are a guarantee of quality, of foundations on which to create life stories.

Discover the fabulous proposals that MARQUIS COLLECTION presents through all those classics that never go out of fashion.

CONTENTS

26	SHERWOOD <i>Wood Porcelain Tiles</i>
28	ESPACIO <i>Stone Porcelain Tiles</i>
30	DIAMANTE <i>Marble Porcelain Tiles</i>
31	MARA <i>Hydraulic Porcelain Tiles</i>
32	MEDITERRANEAN <i>Hydraulic Porcelain Tiles</i>
34	BRICKTREND <i>Brick Porcelain Tiles</i>
36	ANCIEN <i>Brick Wall Tiles</i>

Sherwood

Wood

Porcelain Tiles

15x90 cm

Inspired by the solid woods of monumental trees, so appreciated for their scarcity and quality, the Sherwood Collection is composed of different strips that allow a truly impressive result and deeply faithful to the original material, but with all the advantages of ceramics.

The collection includes colours White, Honey and Oak in one format, that can be placed horizontally, vertically or in a locked form, so the decorative possibilities are considerable.

www.marquis-collection.com



FROST-PROOF



MATTE



DO NOT INTERLOCK
MORE THAN 15%



SUBSTANTIAL
VARIATION

GRAPHIC DEVELOPMENT

15x90 / 45 patterns

TECHNICAL DATA		SHERWOOD OAK	SHERWOOD HONEY	SHERWOOD WHITE
BENDING ISO-10545-4		≥ 35	≥ 35	≥ 35
HARDNESS MOHS/EN-101		6	6	6
ABRASION-PEI ISO-10545-7		II	III	IV
CRAZING ISO-10545-11		PASS	PASS	PASS
CHEMICAL ATTACK RESISTANCE (ISO-10545-13)	STAINS	5	5	5
	CLEANING AGENTS	A	A	A
	POOL ADDITIVES	A	A	A
	ACIDS/BASES	LA/HA	LA/HA	LA/HA
FROST RESISTANCE ISO-10545-12		PASS	PASS	PASS
SLIP RESISTANCE DIN 51130-R		R-9	R-9	R-9
SLIP RESISTANCE UNE-ENV 12633		C1	C1	C1
GROUP		C	C	D


PACKING LIST	SHERWOOD
SIZE	15x90 cm
PCS / BOX	8
SQM / BOX	1,08
BOX / PAL	48
SQM / PAL	51,84
KG / BOX	25,2
KG / SQM	23,3
KG / PAL	1209




STAGGERED



HERRINGBONE 45°



HERRINGBONE 90°



STRAIGHT

LAYING SUGGESTIONS



SHERWOOD WHITE 15x90 cm / 5,9" x 35,5"



SHERWOOD HONEY
15x90 cm / 5,9" x 35,5"



216462SW SHERWOOD WHITE
15x90 cm / 5,9" x 35,5"



216461SH SHERWOOD HONEY
15x90 cm / 5,9" x 35,5"



216463SO SHERWOOD OAK
15x90 cm / 5,9" x 35,5"



SHERWOOD OAK
15x90 cm / 5,9" x 35,5"



216111SG ESPACIO GREY
32x62,5 cm / 12,6"x 24,6"



216120SDG ESPACIO DECO GREY
32x62,5 cm / 12,6"x 24,6"



216105SW ESPACIO WHITE
32x62,5 cm / 12,6"x 24,6"



216114SDW ESPACIO DECO WHITE
32x62,5 cm / 12,6"x 24,6"



ESPACIO GREY 32x62,5 cm / 12,6"x 24,6"
ESPACIO DECO GREY 32x62,5 cm / 12,6"x 24,6"

Espacio

Stone

Porcelain Tiles

32x62,5 cm

The Espacio Collection represents the essence and depth of natural stone with all the advantages of porcelain tiles in terms of strength, maintenance and durability. It stands out for the exceptional versatility and avant-garde aesthetics.

In addition, due to its chromatic range – available in grey and white – Espacio easily adapts to contemporary decorative projects.

www.marquis-collection.com



FROST-PROOF



MATTE



MODERATE VARIATION



ESPACIO WHITE
32x62,5 cm
12,6"x 24,6"

GRAPHIC DEVELOPMENT

32x62,5 / 16 patterns		DECO 32x62,5 / 16 patterns			
TECHNICAL DATA		ESPACIO GREY	ESPACIO DECO GREY	ESPACIO WHITE	ESPACIO DECO WHITE
BENDING ISO-10545-4		≥ 35	≥ 35	≥ 35	≥ 35
HARDNESS MOHS/EN-101		6	6	6	6
ABRASION-PEI ISO-10545-7		III	-	IV	-
CRAZING ISO-10545-11		PASS	PASS	PASS	PASS
CHEMICAL ATTACK RESISTANCE (ISO-10545-13)	STAINS	5	5	5	5
	CLEANING AGENTS	A	A	A	A
	POOL ADDITIVES	A	A	A	A
	ACIDS/BASES	LA/HA	LA/HA	LA/HA	LA/HA
FROST RESISTANCE ISO-10545-12		PASS	PASS	PASS	PASS
SLIP RESISTANCE DIN 51130-R		R-9	-	R-9	-
SLIP RESISTANCE UNE-ENV 12633		C1	-	C1	-
GROUP		C	W	D	W

PACKING LIST	ESPACIO / ESPACIO DECO
SIZE	32x62,5 cm
PCS / BOX	5
SQM / BOX	1
BOX / PAL	48
SQM / PAL	48
KG / BOX	19,9
KG / SQM	19,9
KG / PAL	955

Diamante

Marble

Porcelain Tiles

33,15x33,15 cm

Geometry in its purest form. This is Diamante, a marble-inspired collection that gives surfaces a touch of timeless elegance. Its neutral tones (white, grey and black) and its matte finish make it the perfect material to recreate a contemporary and sophisticated style, that does not go unnoticed.

The contrast of lines gives ample possibilities, when it comes to achieving a decorative effect with outstanding prominence.

www.marquis-collection.com

GRAPHIC DEVELOPMENT		
33,15x33,15 / 15 patterns		
TECHNICAL DATA		DIAMANTE
BENDING ISO-10545-4		≥ 35
HARDNESS MOHS/EN-101		5
ABRASION-PEI ISO-10545-7		-
CRAZING ISO-10545-11		PASS
CHEMICAL ATTACK RESISTANCE (ISO-10545-13)	STAINS	5
	CLEANING AGENTS	A
	POOL ADDITIVES	A
	ACIDS/BASES	LA/HA
FROST RESISTANCE ISO-10545-12		PASS
SLIP RESISTANCE DIN 51130-R		-
SLIP RESISTANCE UNE-ENV 12633		C1
GROUP		B
PACKING LIST		DIAMANTE
SIZE		33,15x33,15 cm
PCS / BOX		12
SQM / BOX		1,32
BOX / PAL		48
SQM / PAL		63,36
KG / BOX		21,3
KG / SQM		16,1
KG / PAL		1020



216477D DIAMANTE
33,15x33,15 cm
13,1"x 13,1"



DIAMANTE 33,15x33,15 cm / 13,1"x 13,1"



MARQUIS
COLLECTION

MARA 33,15x33,15 cm / 13,1"x 13,1"

Mara

Hydraulic

Porcelain Tiles

33,15x33,15 cm

Mara is a reinterpretation of the traditional hydraulic tile with a continuous modular pattern. Its design is based on the repetition of a pattern composed of unique motifs that facilitate the configuration of endless surfaces with a powerful added value for interior design professionals.

Mara Collection can be installed as flooring or cladding in all types of interior spaces, exclusively or in combination with other finishes, such as wood, soft stones or neutral cements, and can also be used as a decorative resource for delimiting specific areas.

www.marquis-collection.com

GRAPHIC DEVELOPMENT		
33,15x33,15 / 1 pattern		
TECHNICAL DATA		MARA
BENDING ISO-10545-4		≥ 35
HARDNESS MOHS/EN-101		5
ABRASION-PEI ISO-10545-7		IV
CRAZING ISO-10545-11		PASS
CHEMICAL ATTACK RESISTANCE (ISO-10545-13)	STAINS	5
	CLEANING AGENTS	A
	POOL ADDITIVES	A
	ACIDS/BASES	LA/HA
FROST RESISTANCE ISO-10545-12		PASS
SLIP RESISTANCE DIN 51130-R		R9
SLIP RESISTANCE UNE-ENV 12633		C1
GROUP		C
PACKING LIST		MARA
SIZE		33,15x33,15 cm
PCS / BOX		12
SQM / BOX		1,32
BOX / PAL		48
SQM / PAL		63,36
KG / BOX		21,3
KG / SQM		16,1
KG / PAL		1020



216482M MARA
33,15x33,15 cm
13,1"x 13,1"



Mediterranean

Hydraulic

Porcelain Tiles

33,15x33,15 cm

The hydraulic porcelain tiles from the Mediterranean Collection are a first-class ally in interior decoration. In addition to combining perfectly with other materials, such as wood or cement, they can also be placed on floors and walls and can even be used for kitchen or bathroom countertops and tables.

The Mediterranean Collection is available in two finishes: Mix, colourful and fresh, and Black, for those looking for a more calm and elegant result.

www.marquis-collection.com

GRAPHIC DEVELOPMENT

33,15x33,15 / 8 patterns

TECHNICAL DATA		MED. MIX	MED. BLACK
BENDING ISO-10545-4		≥ 35	≥ 35
HARDNESS MOHS/EN-101		5	5
ABRASION-PEI ISO-10545-7		IV	IV
CRAZING ISO-10545-11		PASS	PASS
CHEMICAL ATTACK RESISTANCE (ISO-10545-13)	STAINS	5	5
	CLEANING AGENTS	A	A
	POOL ADDITIVES	A	A
	ACIDS/BASES	LA/HA	LA/HA
FROST RESISTANCE ISO-10545-12		PASS	PASS
SLIP RESISTANCE DIN 51130-R		R-9	R-9
SLIP RESISTANCE UNE-ENV 12633		C1	C1
GROUP		C	C

PACKING LIST	MEDITERRANEAN
SIZE	33,15x33,15 cm
PCS / BOX	12
SQM / BOX	1,32
BOX / PAL	48
SQM / PAL	63,36
KG / BOX	21,3
KG / SQM	16,1
KG / PAL	1020



MEDITERRANEAN BLACK
33,15x33,15 cm / 13,1"x 13,1"



216467MM
MEDITERRANEAN MIX
33,15x33,15 cm
13,1"x 13,1"



216472MB
MEDITERRANEAN BLACK
33,15x33,15 cm
13,1"x 13,1"



MEDITERRANEAN MIX
33,15x33,15 cm / 13,1"x 13,1"

MARQUIS
COLLECTION

Bricktrend

Brick

Porcelain Tiles

8,15x33,15 cm

The Bricktrend Collection features a three-tone base made up of soft shades of textured stone, enhanced by the small 8,15×33,15 cm format, which creates a thinner, trendier line, as the name suggests. The collection is completed with the addition of decorative bricks which match each of the base tones. Adorned with raised, classic motifs, engraved onto the stone itself and subtly worn down, for a romantic, timeless air.

Bricktrend is a reinterpretation of the brick as a design object, giving real added value to a space.

www.marquis-collection.com

GRAPHIC DEVELOPMENT

8,15x33,15 / 36 patterns

DECO 8,15x33,15 / 52 patterns

TECHNICAL DATA		BRICKTREND GREY	BRICKTREND DECO GREY
BENDING ISO-10545-4		≥ 35	≥ 35
HARDNESS MOHS/EN-101		6	6
ABRASION-PEI ISO-10545-7		IV	-
CRAZING ISO-10545-11		PASS	PASS
CHEMICAL ATTACK RESISTANCE (ISO-10545-13)	STAINS	5	5
	CLEANING AGENTS	A	A
	POOL ADDITIVES	A	A
	ACIDS/BASES	LA/HA	LA/HA
FROST RESISTANCE ISO-10545-12		PASS	PASS
SLIP RESISTANCE DIN 51130-R		R-9	-
SLIP RESISTANCE UNE-ENV 12633		C1	-
GROUP		C	W

PACKING LIST	BRICKTREND / BRICKTREND DECO
SIZE	8,15x33,15 cm
PCS / BOX	46
SQM / BOX	1,24
BOX / PAL	54
SQM / PAL	66,96
KG / BOX	20,0
KG / SQM	16,1
KG / PAL	1078



BRICKTREND DECO GREY
8,15x33,15 cm / 3,2"x 13,1"




FROST-PROOF



MATTE



SLIGHT VARIATION



216465BG
BRICKTREND GREY
8,15x33,15 cm
3,2"x 13,1"



216466BDG
BRICKTREND DECO GREY
8,15x33,15 cm
3,2"x 13,1"



MARQUIS
COLLECTION

BRICKTREND GREY
8,15x33,15 cm / 3,2"x 13,1"
BRICKTREND DECO GREY
8,15x33,15 cm / 3,2"x 13,1"



215715AN
ANCIEN NEUTRAL
7,5x30 cm / 3"x 11,8"



215718AGY
ANCIEN GREY
7,5x30 cm / 3"x 11,8"



216463AB
ANCIEN BLUE
7,5x30 cm / 3"x 11,8"



216464AGN
ANCIEN GREEN
7,5x30 cm / 3"x 11,8"



ANCIEN GREY
7,5x30 cm / 3"x 11,8"
ANCIEN NEUTRAL
7,5x30 cm / 3"x 11,8"



WALL TILES



GLOSSY



SLIGHT
VARIATION



CLASS

Ancien

Brick

Wall Tiles

7,5x30 cm

Our range of brick tiles grows with the addition of Ancien, a coating with a very special shine that brings brightness and a vibrant decorative charge to the environments. The neutrality of the available tones (Neutral, Grey, Blue and Green) is one of the main hallmarks of a collection, that reinterprets the brick and transforms it into a design element, with a prominent role both in the home and in all types of commercial spaces.

The shades of the Ancien Collection form the perfect setting in any room, as they provide texture and luminosity in equal parts. This model of cladding combines perfectly with wood, stone or rustic style flooring. The brick format is still in full trend, consolidating itself as a decorative resource of the highest level.

www.marquis-collection.com



MARQUIS
COLLECTION














GRAPHIC DEVELOPMENT






7,5x30 / 1 pattern

TECHNICAL DATA	ANCIEN NEUTRAL	ANCIEN GREY	ANCIEN BLUE	ANCIEN GREEN
DIMENSIONAL PROPERTIES (According to size)	PASS	PASS	PASS	PASS
WATER ABSORPTION (>10%)	PASS	PASS	PASS	PASS
BENDING STRENGHT (N/Mm ² , min.15)	PASS	PASS	PASS	PASS
BREAKING LOAD (N, min.600)	PASS	PASS	PASS	PASS
RESISTANCE TO CRACKING (Pass the test)	PASS	PASS	PASS	PASS
RESISTANCE TO DOMESTIC CHEMICALS AND SWIMMING POOL SALTS (min. class B)	PASS	PASS	PASS	PASS
RESISTANCE TO STAINS (min. class 3)	PASS	PASS	PASS	PASS
GROUP	W	W	W	W

PACKING LIST	ANCIEN
SIZE	7,5x30 cm
PCS / BOX	22
SQM / BOX	0,5
BOX / PAL	144
SQM / PAL	72
KG / BOX	6,7
KG / SQM	13,4
KG / PAL	965

Application Groups & more

	FROST-PROOF		MATTE		SLIGHT VARIATION		DO NOT INTERLOCK
	NON-SLIP		GLOSS		MODERATE VARIATION		DO NOT INTERLOCK MORE THAN 15%
	FLOOR TILES		LAPPATO		SUBSTANTIAL VARIATION		
	WALL TILES		GLOSSY MATTE				

GROUPS	CONDITIONS FOR LAYING TILES (PLACEMENT)	P.E.I.	Mohs	OBSERVATIONS
	RECOMMENDED FOR MODERATE TO LOW FOOT TRAFFIC. SUITABLE FOR BEDROOMS AND/OR BATHROOMS IN HOUSES (AVOID ANY KIND OF ABRASSION).	I - II - III	4	
	SUITABLE FOR MODERATE TO LOW FOOT TRAFFIC, E.G. MOST ROOMS IN THE HOUSE, EXCEPT FOR KITCHENS OR AREAS WITH DIRECT ACCESS TO OUTSIDE.	II - III	5	
	FLOORING RECOMMENDED FOR MODERATE FOOT TRAFFIC. SUITABLE FOR ANY ROOM IN THE HOUSE, INCLUDING THE KITCHEN OR ENTRANCE HALL.	II - III	5 - 6	
	FLOORING SUITABLE FOR HEAVY FOOT TRAFFIC, E.G. ENTRANCES WITH DIRECT ACCESS TO OUTSIDE, ALL ROOMS IN THE HOUSE, AND PROFESSIONAL OFFICES.	IV	5 - 6	SUITABLE MEANS MUST BE INSTALLED (DOORMATS, ETC.) IN ORDER TO PREVENT DAMAGE FROM ABRASIVE ELEMENTS
	FLOORING SUITABLE AND RECOMMENDED FOR AREAS WITH VERY HEAVY FOOT TRAFFIC, E.G. COMMERCIAL APPLICATIONS, BUILDING ENTRANCES AND CORRIDORS.	IV - V	7 - 8	SUITABLE MEANS MUST BE INSTALLED (DOORMATS, ETC.) IN ORDER TO PREVENT DAMAGE FROM ABRASIVE ELEMENTS
	FLOOR TILES ONLY SUITABLE FOR OPEN (ROOFLESS) EXTERIORS (WHERE THERE IS A RISK OF WATER) LAYING INDOORS IS NOT RECOMMENDED IN ANY CASE.	III - IV - V	7 - 8	THE "ANTI-SLIP" REQUIREMENT IS NECESSARY
	WALL TILES ONLY SUITABLE AS WALL COVERINGS.	NOT APPLICABLE	NOT APPLICABLE	APPLIES TO ALL POROUS MODELS, SOME DECORATED MODELS AND PORCELAIN WALLS

NOTES
Abbreviations: GT = High traffic; E = Exteriors; W = Walls
If a model has a combination that can be defined as two distinct groups (e.g. III-5, could be Group B or Group C), the Technical Director will be responsible for defining to which laying group the model belongs to, depending on the type of model and its aesthetic characteristics.
When generating a model where the PEI-MOHS combination is not included in the definitions of this table, the Technical Director will define the placement group to which it belongs.
(*) The inclusion in groups D and GT is only guaranteed if suitable means are installed in the areas with direct access to the exterior to prevent damage from abrasive elements.
FOR SPECIAL REQUESTS, PLEASE CONTACT THE FACTORY.

FORMAT / THICKNESS		BUILDING TECHNICAL CODE (UNE ENV 12633)		DIN 51130		CTE-12633	
8,15 x 33,15 cm	7,5 mm	CLASS 1	DRY INDOOR AREAS, GRADE < 6%	ANGLE	R	ANGLE	CLASS
11 x 33,15 cm	7,5 mm			6° - 10°	R9	< 15°	0
33,15 x 33,15 cm	7,5 mm	CLASS 2	DRY INDOOR AREAS, GRADE > 6% WET INDOOR AREAS, COVERED TERRACES, LOCKER ROOMS, SHOWERS, TOILETS , KITCHENS, ETC.	10° - 19°	R10	15° - 35°	1
32 x 62,5 cm	9,0 mm			19° - 27°	R11	35° - 45°	2
15 x 90 cm	10,0 mm			27° - 35°	R12	> 45°	3
60 x 60 cm	9,5 mm	CLASS 3	AREAS WITH WATER , GREASE, LUBRICANT, ETC. WET INDOOR AREAS, GRADE > 6% OUTDOOR, SWIMMING POOLS	> 35°	R13		
60 x 120 cm	10,5 mm						

Installation Advice & information

GENERAL GUIDELINES FOR LAYING TILES IN INTERIORS

1. Prior to laying the tiles, it is essential that the supporting surface has completely set, meaning that it is dry and hard and has finished shrinking, in order to avoid the appearance of bubbles or cracks due to the lack of stability.

2. Before placing the tiles, check the quality, tone and thickness of each piece to ensure that it is free from any visible defect. For a greater decorative effect, mix pieces from various different boxes. Handle the pieces carefully to avoid smudging or chipping the edges of the tiles.

3. Do not wet or submerge the pieces in water before placing and do not use traditional adhesive (thickly laid adhesive). Apply a thin layer of C2 fast-drying adhesive (norm EN12.004) using a toothed trowel to place the piece. For large pieces (with one side over 40 cm in length) use the double adhesive method. Always follow the adhesive manufacturer's guidelines closely: method, time and amount of water to be mixed, time available to place the piece, etc.

4. Joints of at least 1.5mm should be used to lay the tile. Ensure that the adhesive has completely hardened before rounding off. Fill the joint with filler in order to prevent leakage. Do not use glue adhesive, grout or any kind of adhesive-based joint.

5. If you wish to link pieces, do not overlap for any more than 15% of the longest side of the piece (for example, for 12.8x65 pieces, do not link more than 15% ≈10 cm.)

6. If you have to carry out additional construction, the paving must be protected in order to avoid scratches from any abrasive material.

7. To alter the installation or rounding-off of the tiles, remove any remaining adhesive or filler with a product designed for this purpose (residue remover), following the manufacturer's guidelines. Before using a chemical product, we always recommend that you do a patch test on a piece of the tile that is not visible.

8. For daily tile cleaning, just use hot water and a domestic detergent. Do not use harsh cleaning products or products that contain acid, especially hydrochloric acid or hydrofluoric acid.

PLACEMENT AND MAINTENANCE OF SPECIAL PIECES

Our catalogue includes a range of special pieces that are not made from ceramics. These include marble, glass, metal, resin, etc. Pay special attention to the placement and cleaning guidelines included in the box containing these pieces. For these pieces, do not use harsh cleaning materials (scouring pad, hydrochloric acid or other products that contain acid).

TYPE OF STAIN	RECOMMENDED DETERGENT	
• vegetable and animal fat • beer, wine, ice cream, coffee • flaxseed oil	Alkaline based: • caustic soda	• potash
• vats, lime deposits • rust stains • felt tip pens, marker	Acid based: • hydrochloric acid • sulphuric acid	• nitric acid • oxalic acid
• mechanical oils • glue, tyre glue • resins or enamels, enamel waxes	Solvents: • trilene • turpentine	• nitro thinner • acetone
• everyday cleaning	Ordinary detergents	

NOTE: Do not use cleaning agents which contain hydrofluoric acid.

Installation Advice & information

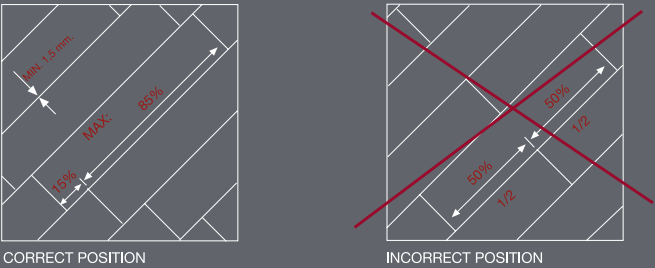
LAYING PORCELAIN TILES

Although the guidelines for laying rectified porcelain tile are the same as for every kind of tile, rectified porcelain material is particularly delicate, especially around the edges. It is therefore very important that, as well as following the general guidelines, you also pay particular attention to the following:

1. It is very important that the supporting surface is flat. The surface upon which the tiles are to be placed should have been levelled.
2. Handle the material carefully to avoid smudging or chipping the edge of the tiles.
3. Do not submerge the tiles in water as the humidity could cause changes to its surface. Use a thin layer of adhesive (type C1 for interiors and type C2 for exteriors – according to EN 12.004).
4. Always use a joint with a minimum width of 1.5mm.
5. If you wish to link pieces, do not overlap any more than 15% of the length of the piece.

PLACING REQUIREMENTS

The use of a minimum joint width of approx. 1.5mm is required. We recommend that joints are laid in a staggered format, with a maximum overlap of 15% of the length of the piece.



ANTI SLIP RATINGS

MARQUIS COLLECTION EXCLUSIVE		
TILE	COLOUR	SLIP RATING
LUNA	CREAM, GREY, DARK	R-9
LAGOM	PEARL, ALMOND, GREY, DARK	R-10
PAROS	-	R-9
MILOS	WHITE	R-9
IBIZA	BLACK, WHITE	R-9
STAR TILE	BLACK, GREY, BLUE, PINK	R-9
MARQUIS COLLECTION		
TILE	COLOUR	SLIP RATING
SHERWOOD	OAK, HONEY, WHITE	R-9
ESPACIO	GREY, WHITE	R-9
DIAMANTE	-	-
MARA	-	R-9
MEDITERRANEAN	BLACK, MIX	R-9
BRICKTREND	GREY	R-9
ANCIEN	NEUTRAL, GREY, BLUE, GREEN	-

R-9 ANTI SLIP RATING

Tiles with an R-9 anti slip rating provide minor resistance to slips. R-9 rated tiles are best used in internal livings areas which are generally dry.

Installation Advice & information

MODULUS OF RUPTURE - UNE - EN ISO 10545-4

The flexion resistance test consists of subjecting a whole tile to three-point loading, with the centre point in contact with the glazed face. It is expressed in Newtons per mm2.

SCRATCH RESISTANCE (MOHS) - EN - 101

The sample is placed in an autoclave and subjected to a pressure of 5 kg/cm for two hours. If the glazed surface does not crack after one cycle, the product is considered to have passed.

CRACKING RESISTANCE - UNE - EN ISO 10545-11

The sample is placed in an autoclave and subjected to a pressure of 5 kg/cm2 for two hours. If the glazed surface does not crack after one cycle, the product is considered to have passed.

RESISTANCE TO CHEMICAL ATTACK - UNE - EN ISO 10545-13

To test the resistance to chemical attack from certain household cleaning products and swimming pool additives, the piece is subjected to solutions of such substances for 24 hours, and then examined for any change in appearance. The results are classified from high to low, according to the following classes: GA - GB - GC.

To test the acid and base resistance, the piece is subjected to solutions of Hydrochloric Acid, Citric Acid and Potassium Hydroxide for 4 days and then examined for any change in appearance. The results are classified from high to low, according to the following classes: GLA - GLB - GLC or GHA - GHB - GHC, depending on the remaining concentrate of the applied solutions.

STAIN RESISTANCE - UNE - EN ISO 10545-14

To test stain resistance, solutions of Iodine, light-coloured oil and olive oil are applied to the piece and allowed to dry for 24 hours. Then, the piece is cleaned, and its surface is examined for any change in appearance. Stain results are classified from high to low on a scale of 5 – 4 – 3 – 2 – 1, with a minimum admissible value of 3.

FROST RESISTANCE - UNE - EN ISO 10545-12

The test consists of subjecting ten tiles of the same type, soaked in water, to a continuous icing – de-icing process of at least 100 cycles, at temperatures ranging from +5°C to -5°C, without the pieces being damaged.

WEAR RESISTANCE (PEI) - UNE - EN ISO 10545-7

To test the resistance to wear, or PEI rating, 8 pieces measuring 10x10cm have their enamelled surface subjected to an abrasive solution comprising a mixture of different-sized metal balls, corundum sand and distilled water. The pieces are rotated by revolutions of between 100 and 12000 turns and, depending on when wear becomes visible, the tiles are classified as follows:

PEI	No. of rotations	Observations
PEI 0	100 rotations	Visible Wear
PEI I	150 rotations	Visible Wear
PEI II	600 rotations	Visible Wear
PEI III	750-1500 rotations	Visible Wear
PEI IV	2100-12000 rotations	Visible Wear
PEI V	>12000 rotations	Visible Wear

The higher the PEI, the more resistant the tile to abrasive agents.

MARQUIS

COLLECTION



www.marquis-collection.com